

Signify Classified - Internal
Cooper Lighting Solutions Photometric Lab
1121 Highway 74 South
Peachtree City, GA 30269



Scaled data based on original data using
LM-79-08 Approved Method: Electrical and Photometric Measurements of Solid-
State Lighting Products

Test Report Prepared for
Cooper Lighting Solutions
(formerly Eaton)

Brand: STREETWORKS

Report Number: P868083

Luminaire Tested: **MEM2-HSN-SA-100-740-U-T3-HSS**

Issue Date: 08/21/2024

Test Information

Test Method: LM-79-08
Report Number: P868083
Test Lab: INNOVATION CENTER(G3)
Issue Date: 08/21/2024
Manufacturer: COOPER LIGHTING SOLUTIONS (FORMERLY EATON)
Product Line: STREETWORKS
Catalog Number: MEM2-HSN-SA-100-740-U-T3-HSS
Description: EPIC MODERN SHORT HOUSING DISCRETE LED ARRAYS 100W 70CRI 4000K
FIXTURE w/ TYPE III DISTRIBUTION OPTIC AND HOUSE SIDE SHIELD
Light Source: (20) 4000K CCT, 70 CRI LEDS
Ballast/Driver: ELECTRONIC DRIVER

Summary

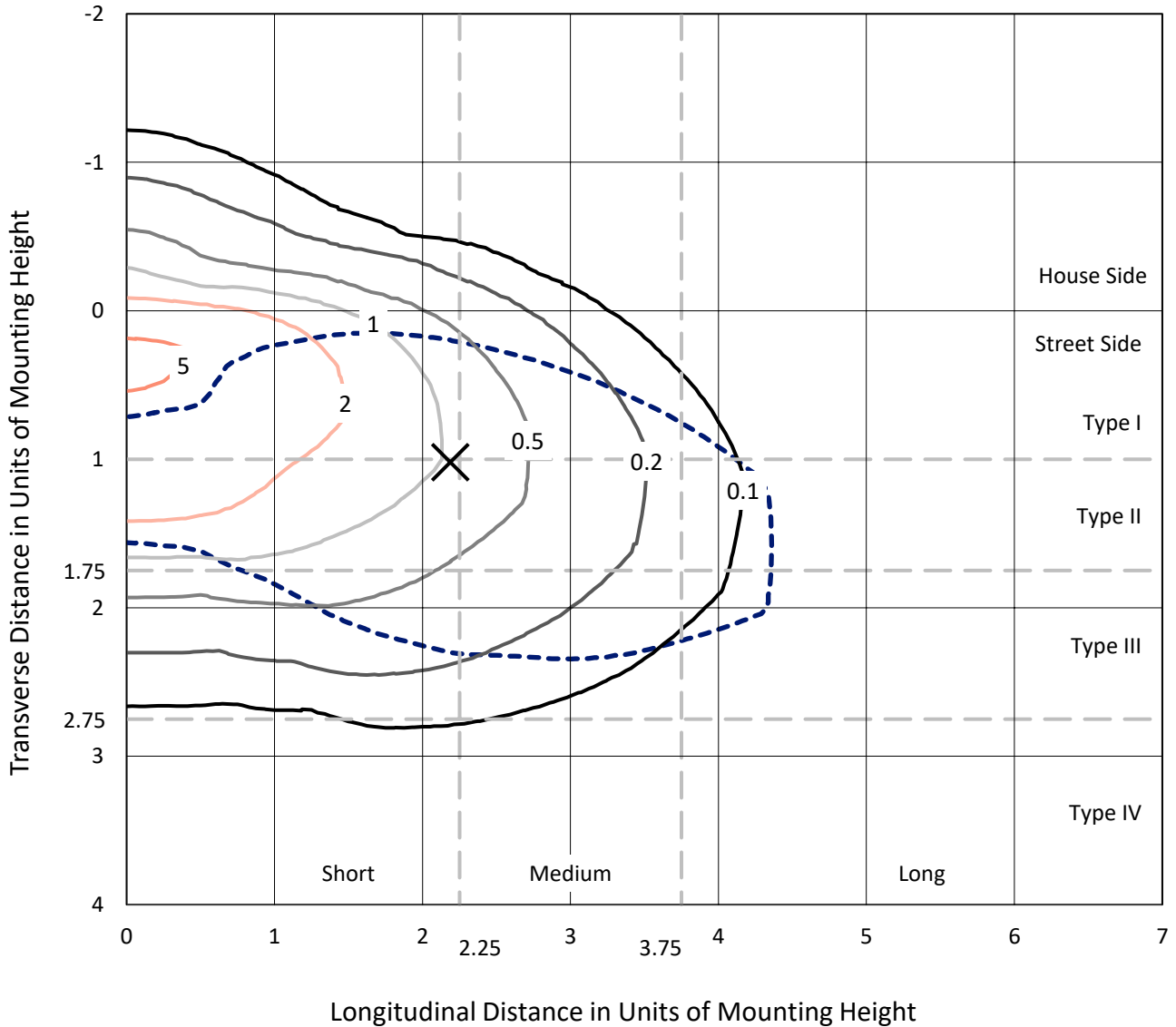
Lumens per Lamp: N/A
Luminaire Lumens: 9609.3 lumens
Efficiency: N/A
Efficacy: 95.1 lumens/watt
Luminous Opening: Rectangular (W 0.67' x L: 0.33' x H: 0')
IES Classification: Type III - Short
BUG Rating: B1 - U0 - G2

Input Watts (W): 101
Input Voltage (V): 120
Input Current (A_{in}): NR
Voltage Rise (V): NR
Power Factor: 0.99
Total Harmonic Distortion (THDi): 9.45%
Frequency (hertz): 60
Stabilization Time: NR
Operation Time: NR
Ambient Temperature (°C): NR
Test Distance: 24 FT

REPORT NUMBER: P868083
 CATALOG NUMBER: MEM2-HSN-SA-100-740-U-T3-HSS

Iso-Footcandle Lines of Horizontal Illumination

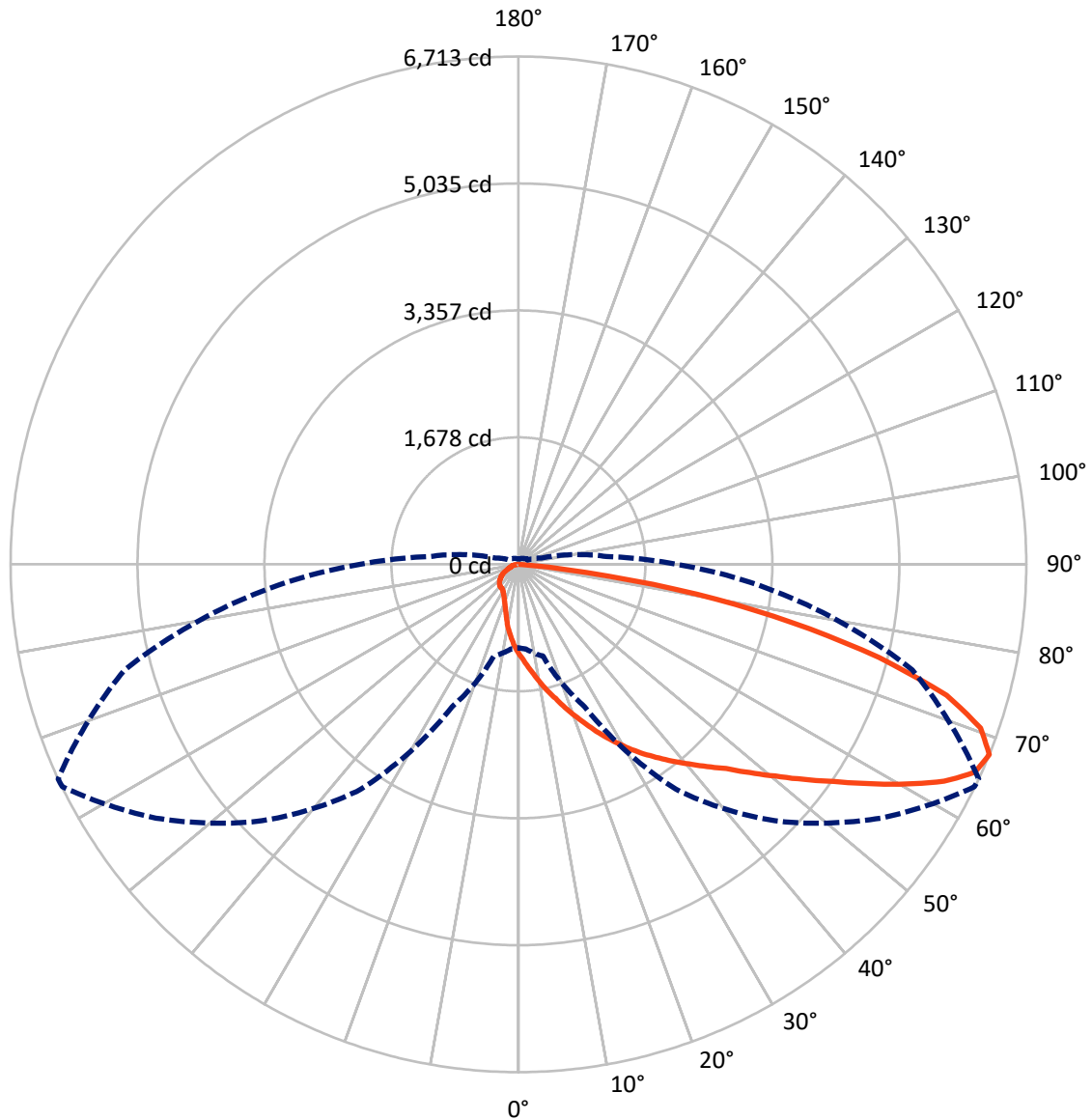
✕ Max cd
 - - - 1/2 Max cd



Based on 20 foot mounting height. Maximum calculated value = 5.5 fc
 Type III - Short - N/A

REPORT NUMBER: P868083
CATALOG NUMBER: MEM2-HSN-SA-100-740-U-T3-HSS

Luminous Intensity Polar Plot



— Vertical Plane Through 65-Deg Lateral - - - Horizontal Cone Through 67.5-Deg Vertical

REPORT NUMBER: P868083

CATALOG NUMBER: MEM2-HSN-SA-100-740-U-T3-HSS

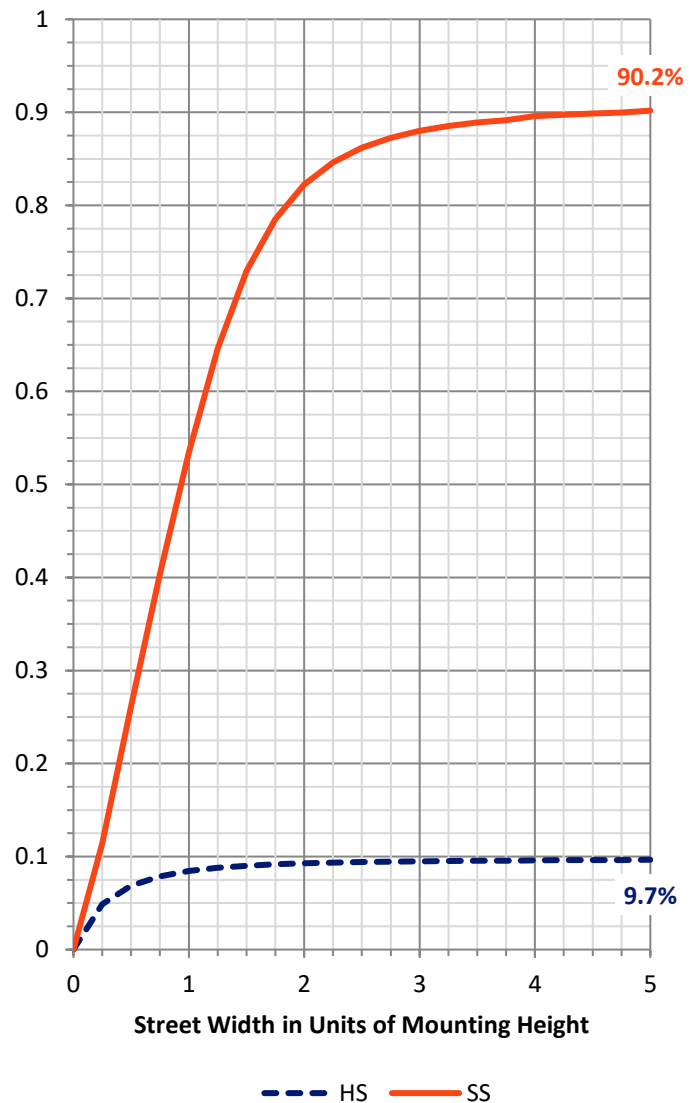
FLUX DISTRIBUTION:

		Downward	Upward	Total
House Side	Lumens	935.3	0.0	935.3
	% Fixture	9.7	0.0	9.7
Street Side	Lumens	8674.0	0.0	8674.0
	% Fixture	90.3	0.0	90.3
Total	Lumens	9609.3	0.0	9609.3
	% Fixture	100.0	0.0	100.0

Coefficient of Utilization

ZONAL LUMENS:

Zone	Lumens	% Fixture
0°-10°	116.2	1.2
10°-20°	385.6	4.0
20°-30°	701.8	7.3
30°-40°	1086.1	11.3
40°-50°	1641.8	17.1
50°-60°	2135.9	22.2
60°-70°	2107.0	21.9
70°-80°	1282.6	13.3
80°-90°	152.4	1.6
90°-100°	0.0	0.0
100°-110°	0.0	0.0
110°-120°	0.0	0.0
120°-130°	0.0	0.0
130°-140°	0.0	0.0
140°-150°	0.0	0.0
150°-160°	0.0	0.0
160°-170°	0.0	0.0
170°-180°	0.0	0.0
0°-90°	9609.3	100.0
0°-180°	9609.3	100.0



REPORT NUMBER: P868083

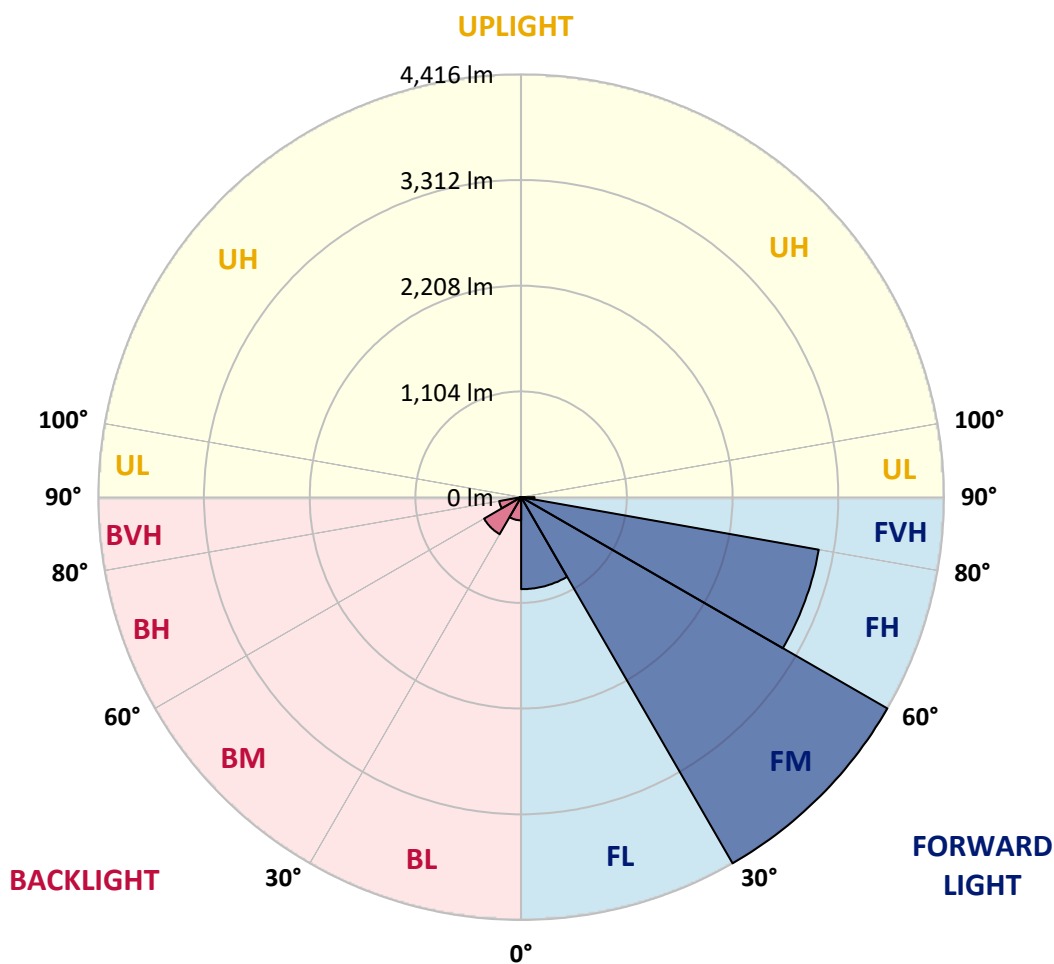
CATALOG NUMBER: MEM2-HSN-SA-100-740-U-T3-HSS

LUMINAIRE CLASSIFICATION SYSTEM LUMEN TABLE AND BUG RATING:

Zone		Lumens	% Fixture	Zone Rating/Lumen Limit		
				B	U	G
FL	(0°-30°)	961.5	10.0			
FM	(30°-60°)	4416.4	46.0			
FH	(60°-80°)	3156.7	32.9			G2/5000
FVH	(80°-90°)	139.4	1.5			G2/225
BL	(0°-30°)	242.0	2.5	B1/500		
BM	(30°-60°)	447.3	4.7	B1/1000		
BH	(60°-80°)	232.9	2.4	B1/500		G1/500
BVH	(80°-90°)	13.1	0.1			G1/100
UL	(90°-100°)	0.0	0.0		U0/0	
UH	(100°-180°)	0.0	0.0		U0/0	

BUG Rating: B1-U0-G2

Type III Short





REPORT NUMBER: P868083

CATALOG NUMBER: MEM2-HSN-SA-100-740-U-T3-HSS

CANDELA DISTRIBUTION (FULL):

	0°	5°	15°	25°	35°	45°	55°	64°	65°	75°	85°
0°	1187.4	1187.4	1187.4	1187.4	1187.4	1187.4	1187.4	1187.4	1187.4	1187.4	1187.4
2.5°	1387.6	1376.6	1384.8	1365.6	1343.7	1327.3	1294.3	1266.9	1264.2	1236.8	1206.6
5°	1653.6	1617.9	1620.7	1582.3	1535.7	1486.3	1434.2	1365.6	1365.6	1299.8	1231.3
7.5°	1892.2	1886.7	1862.0	1801.7	1746.8	1670.0	1574.1	1486.3	1467.1	1365.6	1258.7
10°	2122.5	2114.3	2092.3	2045.7	1952.5	1867.5	1746.8	1615.2	1590.5	1445.2	1291.6
12.5°	2306.2	2309.0	2284.3	2245.9	2163.6	2062.2	1903.1	1738.6	1716.7	1522.0	1324.5
15°	2468.0	2465.3	2459.8	2426.9	2347.4	2254.1	2067.7	1875.7	1840.1	1604.2	1357.4
17.5°	2591.4	2585.9	2575.0	2547.6	2509.2	2418.7	2240.4	2021.0	1990.9	1700.2	1395.8
20°	2627.1	2624.3	2624.3	2643.5	2627.1	2572.2	2413.2	2171.9	2139.0	1801.7	1447.9
22.5°	2692.9	2690.2	2687.4	2706.6	2717.6	2712.1	2575.0	2325.4	2295.3	1919.6	1513.7
25°	2777.9	2772.4	2764.2	2783.4	2797.1	2830.0	2736.8	2506.4	2470.8	2056.7	1579.5
27.5°	2890.3	2895.8	2884.9	2882.1	2882.1	2901.3	2879.4	2668.2	2635.3	2188.3	1656.3
30°	3038.4	3046.6	3027.5	3013.7	2989.1	2986.3	2991.8	2849.2	2802.6	2330.9	1735.8
32.5°	3183.8	3192.0	3181.0	3161.8	3098.8	3074.1	3096.0	3002.8	2972.6	2487.2	1837.3
35°	3301.7	3320.9	3320.9	3282.5	3194.7	3181.0	3216.7	3153.6	3131.7	2671.0	1958.0
37.5°	3460.7	3471.7	3460.7	3389.4	3279.7	3296.2	3351.0	3312.6	3298.9	2868.4	2100.6
40°	3800.8	3814.5	3743.2	3573.2	3397.7	3416.9	3512.8	3490.9	3469.0	3063.1	2232.2
42.5°	4275.2	4242.3	4228.6	3850.1	3578.6	3567.7	3688.3	3658.2	3655.4	3260.5	2352.9
45°	4587.8	4598.8	4530.2	4171.0	3959.8	3754.2	3883.0	3872.1	3850.1	3460.7	2498.2
47.5°	4804.4	4779.8	4609.7	4437.0	4478.1	3998.2	4099.7	4127.1	4113.4	3688.3	2676.4
50°	4894.9	4870.2	4757.8	4642.6	4692.0	4277.9	4321.8	4412.3	4398.6	3918.7	2827.3
52.5°	4782.5	4752.3	4760.6	4790.7	4766.0	4497.3	4596.0	4738.6	4722.2	4187.4	3002.8
55°	4066.8	4146.3	4453.4	4760.6	4752.3	4664.6	4889.4	5097.9	5064.9	4467.1	3153.6
57.5°	3279.7	3323.6	3713.0	4543.9	4708.5	4804.4	5224.0	5481.8	5470.8	4746.8	3290.7
60°	2607.9	2654.5	2950.7	4094.2	4607.0	4949.8	5566.8	5906.8	5895.9	5029.3	3389.4
62.5°	2073.1	2073.1	2336.4	3447.0	4412.3	5034.8	5838.3	6334.6	6315.4	5256.9	3414.1
65°	1491.8	1511.0	1708.4	2772.4	4096.9	5012.8	5969.9	6639.0	6628.0	5385.8	3362.0
67.5°	1102.4	1124.3	1256.0	2078.6	3630.7	4793.5	5849.2	6707.6	6713.0	5388.5	3192.0
70°	861.1	866.6	965.3	1445.2	2975.3	4305.3	5396.8	6480.0	6480.0	5254.2	2939.7
72.5°	655.4	660.9	745.9	984.5	2191.1	3559.5	4719.4	5876.7	5917.8	4897.7	2566.8
75°	507.3	518.3	575.9	707.5	1373.9	2531.1	3877.6	4812.7	4925.1	4206.6	2114.3
77.5°	392.1	403.1	449.7	518.3	800.7	1560.3	2725.8	3597.8	3699.3	3312.6	1631.6
80°	315.4	320.8	351.0	389.4	485.4	803.5	1664.6	2363.8	2394.0	2251.4	1080.4
82.5°	145.3	156.3	189.2	213.9	241.3	372.9	710.2	874.8	913.2	894.0	444.2
85°	16.5	16.5	19.2	21.9	24.7	38.4	49.4	43.9	43.9	52.1	46.6
87.5°	0.0	0.0	0.0	2.7	5.5	5.5	8.2	8.2	8.2	8.2	8.2
90°	0.0	0.0	0.0	0.0	0.0	0.0	0.0	0.0	0.0	0.0	0.0



REPORT NUMBER: P868083

CATALOG NUMBER: MEM2-HSN-SA-100-740-U-T3-HSS

CANDELA DISTRIBUTION (continued):

	90°	95°	105°	115°	125°	135°	145°	155°	165°	175°	180°
0°	1187.4	1187.4	1187.4	1187.4	1187.4	1187.4	1187.4	1187.4	1187.4	1187.4	1187.4
2.5°	1190.1	1170.9	1135.3	1105.1	1077.7	1050.3	1036.6	1003.7	995.4	1000.9	981.7
5°	1195.6	1157.2	1083.2	1014.6	957.0	902.2	855.6	806.2	795.3	778.8	770.6
7.5°	1203.9	1146.3	1031.1	924.1	836.4	756.9	699.3	660.9	630.7	622.5	619.8
10°	1214.8	1132.6	973.5	839.1	718.5	636.2	584.1	556.7	545.7	537.5	540.2
12.5°	1223.0	1118.8	918.7	743.2	625.2	551.2	526.5	504.6	499.1	496.3	496.3
15°	1234.0	1105.1	852.8	658.1	545.7	501.8	477.2	468.9	468.9	466.2	466.2
17.5°	1247.7	1094.2	798.0	592.3	499.1	458.0	447.0	436.0	436.0	436.0	433.3
20°	1275.1	1088.7	748.6	537.5	458.0	430.5	414.1	405.9	403.1	400.4	400.4
22.5°	1302.6	1088.7	693.8	496.3	430.5	400.4	383.9	375.7	372.9	372.9	372.9
25°	1341.0	1085.9	649.9	460.7	405.9	370.2	353.8	345.5	340.0	340.0	337.3
27.5°	1384.8	1085.9	611.5	433.3	378.4	342.8	323.6	315.4	307.1	307.1	304.4
30°	1428.7	1091.4	578.6	411.3	351.0	318.1	293.4	282.5	277.0	274.2	274.2
32.5°	1486.3	1107.9	556.7	394.9	326.3	293.4	268.7	257.8	252.3	249.5	249.5
35°	1574.1	1149.0	559.4	386.7	309.9	271.5	246.8	233.1	230.3	230.3	227.6
37.5°	1667.3	1187.4	567.6	381.2	293.4	255.0	230.3	216.6	213.9	213.9	213.9
40°	1746.8	1220.3	578.6	378.4	279.7	238.6	216.6	205.7	200.2	200.2	200.2
42.5°	1826.3	1239.5	581.4	370.2	271.5	224.9	205.7	194.7	189.2	192.0	192.0
45°	1905.9	1253.2	573.1	359.2	263.3	213.9	194.7	183.7	178.2	178.2	178.2
47.5°	2001.8	1283.4	559.4	342.8	257.8	205.7	183.7	172.8	170.0	170.0	170.0
50°	2097.8	1308.1	548.5	323.6	244.1	194.7	175.5	161.8	159.1	159.1	159.1
52.5°	2177.4	1319.0	534.7	298.9	230.3	183.7	164.5	150.8	145.3	145.3	145.3
55°	2237.7	1321.8	515.5	279.7	211.2	172.8	153.6	139.9	134.4	131.6	131.6
57.5°	2287.0	1319.0	496.3	260.5	194.7	159.1	139.9	128.9	120.7	117.9	117.9
60°	2314.5	1310.8	468.9	235.8	172.8	145.3	128.9	115.2	109.7	106.9	106.9
62.5°	2298.0	1288.9	430.5	197.4	156.3	131.6	117.9	106.9	98.7	96.0	96.0
65°	2221.2	1245.0	381.2	161.8	139.9	117.9	106.9	96.0	85.0	82.3	82.3
67.5°	2086.9	1170.9	315.4	137.1	128.9	106.9	96.0	85.0	76.8	71.3	71.3
70°	1900.4	1072.2	246.8	117.9	115.2	98.7	87.8	76.8	68.6	63.1	63.1
72.5°	1634.4	910.4	183.7	101.5	101.5	90.5	79.5	71.3	63.1	57.6	57.6
75°	1321.8	688.3	139.9	93.2	90.5	82.3	71.3	63.1	57.6	52.1	52.1
77.5°	965.3	458.0	115.2	85.0	85.0	74.0	65.8	57.6	52.1	49.4	49.4
80°	586.8	263.3	82.3	65.8	65.8	63.1	54.8	49.4	46.6	41.1	38.4
82.5°	238.6	101.5	43.9	32.9	32.9	30.2	19.2	16.5	16.5	16.5	13.7
85°	24.7	16.5	11.0	8.2	8.2	8.2	5.5	5.5	5.5	5.5	5.5
87.5°	8.2	8.2	5.5	5.5	5.5	5.5	2.7	2.7	2.7	2.7	2.7
90°	0.0	0.0	0.0	0.0	0.0	0.0	0.0	0.0	0.0	0.0	0.0

LM-79-2019: Approved Method: Electrical and Photometric Measurements of Solid-
State Lighting Products

Report Prepared for

Cooper Lighting Solutions

Streetworks

Report Number: SP1-2407-157-5

Test Date: 08/07/2024

Luminaire Tested: MEM2-HTN-SA-30-740-U-5WQ-2

Data in this report applies to families of products including MEM2-HTN-SA-30-740-U-5WQ-2

Test Information

Test Method: LM-79-2019
 Report Number: SP1-2407-157-5
 Test Lab: COOPER LIGHTING SOLUTIONS
 Photometer: SP1 - 76IN SPHERE
 Measurement Geometry: 4π
 Issue Date: 08/20/2024
 Manufacturer: COOPER LIGHTING SOLUTIONS
 Product Line: Streetworks
 Catalog Number: **MEM2-HTN-SA-30-740-U-5WQ-2**
 Description: Epic Modern Light Square 30W 5WQ Optic and Flare Trim

Spectral Parameters

CCT (K): 3915
 CIE u': 0.2262
 CIE v': 0.5044
 Duv: 0.0010
 CIE x: 0.3850
 CIE y: 0.3816
 CIE z: 0.2334
 Peak Wavelength (nm): 449
 Dominant Wavelength (nm): 578
 Purity: 30.05482
 R_f: 73.2
 R_g: 93.9

CRI (Ra):	71.0		
R1:	67.6	R9:	-38.4
R2:	78.3	R10:	48.9
R3:	87.1	R11:	65.3
R4:	69.7	R12:	40.4
R5:	67.4	R13:	69.3
R6:	69.3	R14:	92.6
R7:	79.7	R15:	59.9
R8:	48.7		



Test Conditions

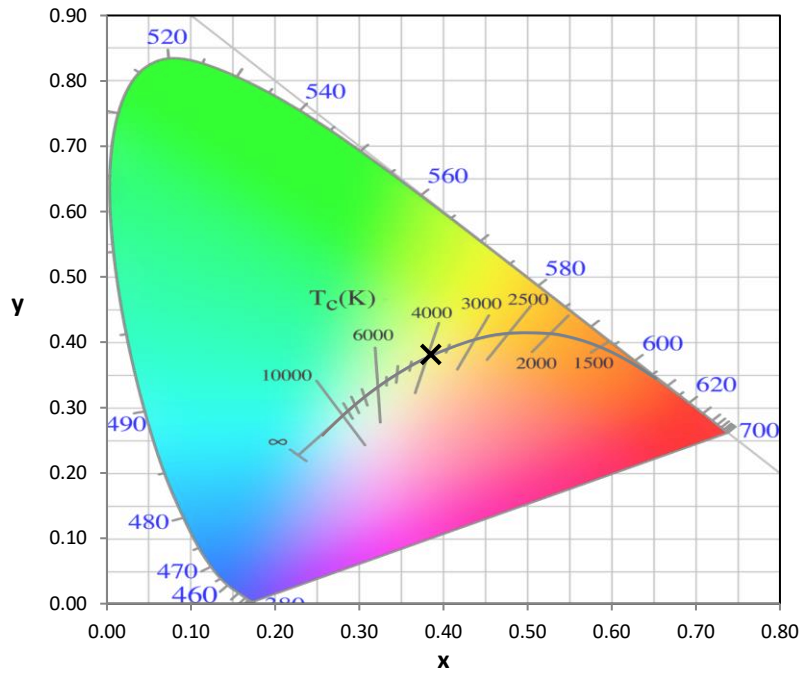
Stabilization Time: 21M
 Operation Time: 1H 21M
 Sphere Temperature (°C): 24.2

REPORT NUMBER: SP1-2407-157-5

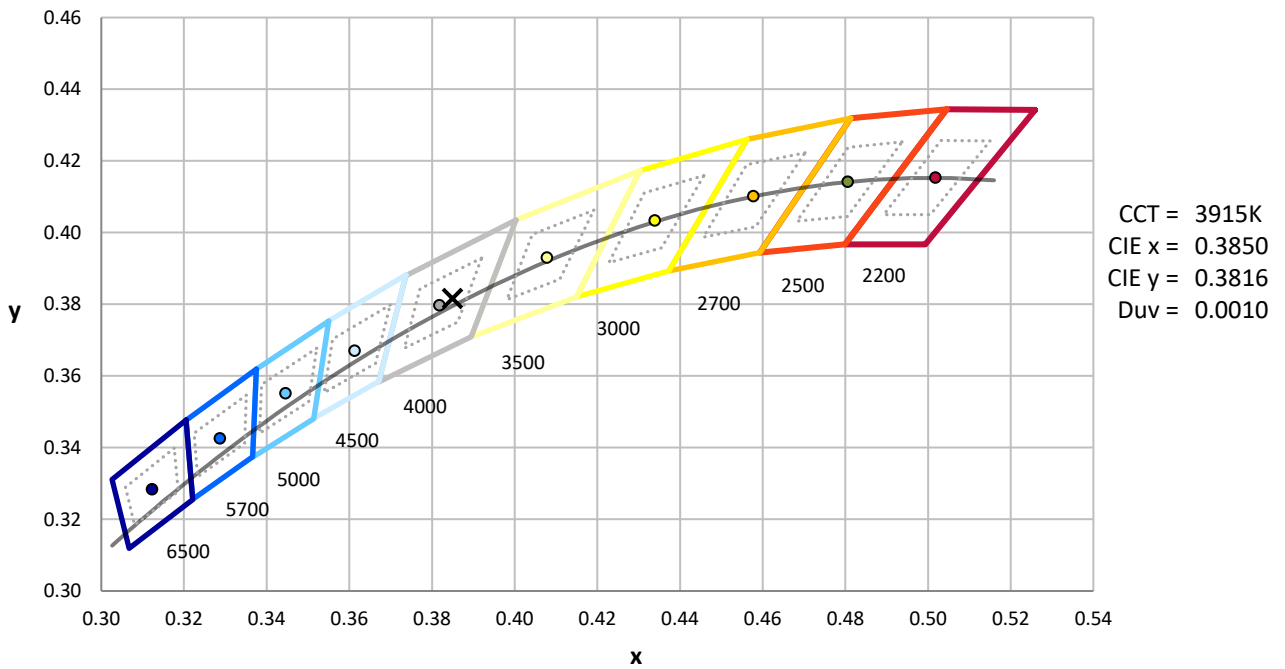
Measurement and Test Equipment			
Instrument	Identification Number	Calibration Date	Calibration Due Date
Photometer	IN0058	6/18/2024	12/18/2024
Power Meter	INXT2011004	2/8/2024	2/8/2025
AC Power Source	IN0063	10/24/2023	10/24/2024
DC Power Source	IN0208	10/24/2023	10/24/2024
Sphere Thermometer	IN0085	10/24/2023	10/24/2024
Room Thermometer	IN0046	10/24/2023	10/24/2024

REPORT NUMBER: SP1-2407-157-5

CIE 1931 Chromaticity Diagram



CIE 1931 Chromaticity Diagram with 2017 ANSI 7-Step and 4-Step Quadrangles



Point lies inside the ANSI 4000K 4-step quadrangle

REPORT NUMBER: SP1-2407-157-5

Photopic Flux vs. Wavelength



Photopic Lumens: NR

λ (nm)	Power W [^] /nm	Lumens (φ/nm)	λ (nm)	Power W [^] /nm	Lumens (φ/nm)	λ (nm)	Power W [^] /nm	Lumens (φ/nm)	λ (nm)	Power W [^] /nm	Lumens (φ/nm)	λ (nm)	Power W [^] /nm	Lumens (φ/nm)
360	0	NR	490	112	NR	620	618	NR	750	15	NR	880	0	NR
365	0	NR	495	153	NR	625	563	NR	755	13	NR	885	0	NR
370	0	NR	500	216	NR	630	510	NR	760	11	NR	890	0	NR
375	0	NR	505	291	NR	635	456	NR	765	9	NR	895	0	NR
380	0	NR	510	366	NR	640	407	NR	770	8	NR	900	0	NR
385	0	NR	515	436	NR	645	359	NR	775	7	NR	905	0	NR
390	0	NR	520	492	NR	650	316	NR	780	6	NR	910	0	NR
395	2	NR	525	536	NR	655	277	NR	785	5	NR	915	0	NR
400	4	NR	530	567	NR	660	240	NR	790	4	NR	920	0	NR
405	7	NR	535	596	NR	665	208	NR	795	4	NR	925	0	NR
410	12	NR	540	619	NR	670	179	NR	800	3	NR	930	0	NR
415	25	NR	545	644	NR	675	154	NR	805	3	NR	935	0	NR
420	51	NR	550	671	NR	680	133	NR	810	3	NR	940	0	NR
425	100	NR	555	701	NR	685	114	NR	815	2	NR	945	0	NR
430	180	NR	560	735	NR	690	98	NR	820	2	NR	950	0	NR
435	315	NR	565	768	NR	695	83	NR	825	2	NR	955	0	NR
440	514	NR	570	798	NR	700	71	NR	830	1	NR	960	0	NR
445	828	NR	575	825	NR	705	61	NR	835	1	NR	965	0	NR
450	992	NR	580	843	NR	710	52	NR	840	1	NR	970	0	NR
455	652	NR	585	848	NR	715	44	NR	845	1	NR	975	0	NR
460	382	NR	590	844	NR	720	38	NR	850	1	NR	980	0	NR
465	282	NR	595	826	NR	725	32	NR	855	1	NR	985	0	NR
470	180	NR	600	800	NR	730	28	NR	860	1	NR	990	0	NR
475	119	NR	605	762	NR	735	24	NR	865	1	NR	995	0	NR
480	101	NR	610	719	NR	740	20	NR	870	1	NR	1000	0	NR
485	98	NR	615	669	NR	745	17	NR	875	0	NR			

REPORT NUMBER: SP1-2407-157-5

Scotopic Flux vs. Wavelength



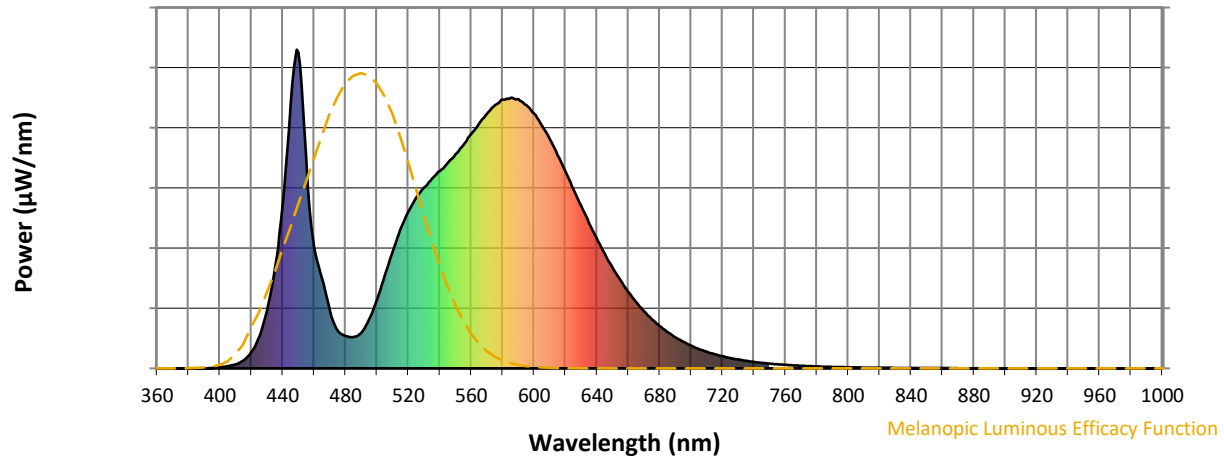
Scotopic Lumens: NR

S/P: 1.49

λ (nm)	Power W [^] /nm	Lumens (ϕ /nm)	λ (nm)	Power W [^] /nm	Lumens (ϕ /nm)	λ (nm)	Power W [^] /nm	Lumens (ϕ /nm)	λ (nm)	Power W [^] /nm	Lumens (ϕ /nm)	λ (nm)	Power W [^] /nm	Lumens (ϕ /nm)
360	0	NR	490	112	NR	620	618	NR	750	15	NR	880	0	NR
365	0	NR	495	153	NR	625	563	NR	755	13	NR	885	0	NR
370	0	NR	500	216	NR	630	510	NR	760	11	NR	890	0	NR
375	0	NR	505	291	NR	635	456	NR	765	9	NR	895	0	NR
380	0	NR	510	366	NR	640	407	NR	770	8	NR	900	0	NR
385	0	NR	515	436	NR	645	359	NR	775	7	NR	905	0	NR
390	0	NR	520	492	NR	650	316	NR	780	6	NR	910	0	NR
395	2	NR	525	536	NR	655	277	NR	785	5	NR	915	0	NR
400	4	NR	530	567	NR	660	240	NR	790	4	NR	920	0	NR
405	7	NR	535	596	NR	665	208	NR	795	4	NR	925	0	NR
410	12	NR	540	619	NR	670	179	NR	800	3	NR	930	0	NR
415	25	NR	545	644	NR	675	154	NR	805	3	NR	935	0	NR
420	51	NR	550	671	NR	680	133	NR	810	3	NR	940	0	NR
425	100	NR	555	701	NR	685	114	NR	815	2	NR	945	0	NR
430	180	NR	560	735	NR	690	98	NR	820	2	NR	950	0	NR
435	315	NR	565	768	NR	695	83	NR	825	2	NR	955	0	NR
440	514	NR	570	798	NR	700	71	NR	830	1	NR	960	0	NR
445	828	NR	575	825	NR	705	61	NR	835	1	NR	965	0	NR
450	992	NR	580	843	NR	710	52	NR	840	1	NR	970	0	NR
455	652	NR	585	848	NR	715	44	NR	845	1	NR	975	0	NR
460	382	NR	590	844	NR	720	38	NR	850	1	NR	980	0	NR
465	282	NR	595	826	NR	725	32	NR	855	1	NR	985	0	NR
470	180	NR	600	800	NR	730	28	NR	860	1	NR	990	0	NR
475	119	NR	605	762	NR	735	24	NR	865	1	NR	995	0	NR
480	101	NR	610	719	NR	740	20	NR	870	1	NR	1000	0	NR
485	98	NR	615	669	NR	745	17	NR	875	0	NR			

REPORT NUMBER: SP1-2407-157-5

Melanopic Flux vs. Wavelength



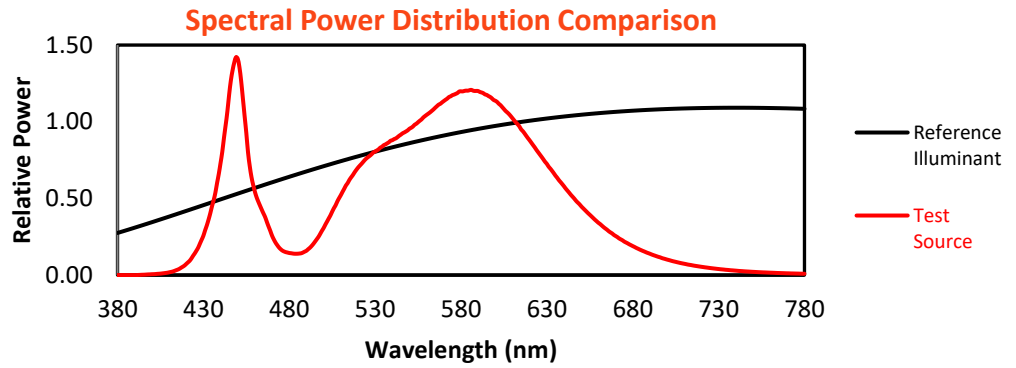
Melanopic Lumens: NR

M/P: 2.88

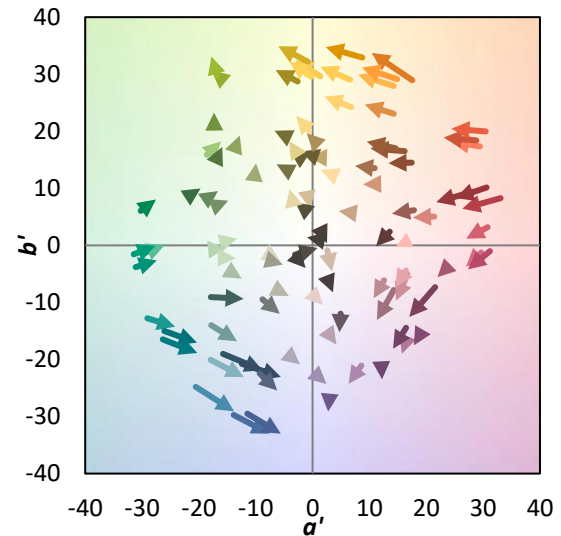
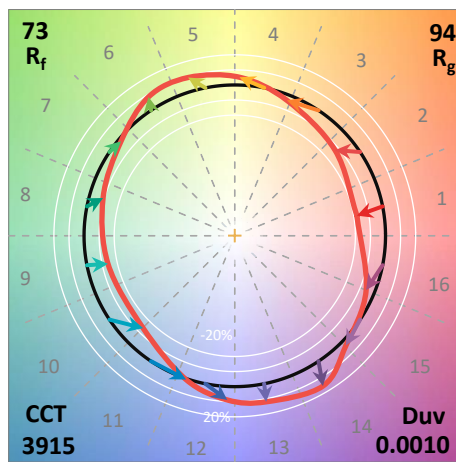
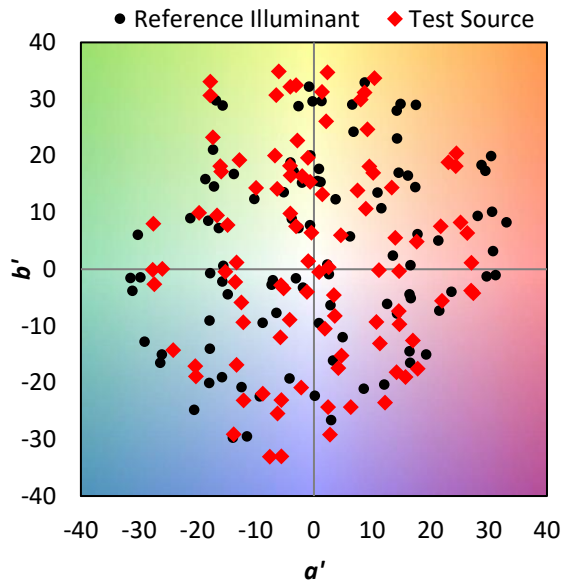
λ (nm)	Power W [^] /nm	Lumens (φ/nm)	λ (nm)	Power W [^] /nm	Lumens (φ/nm)	λ (nm)	Power W [^] /nm	Lumens (φ/nm)	λ (nm)	Power W [^] /nm	Lumens (φ/nm)	λ (nm)	Power W [^] /nm	Lumens (φ/nm)
360	0	NR	490	112	NR	620	618	NR	750	15	NR	880	0	NR
365	0	NR	495	153	NR	625	563	NR	755	13	NR	885	0	NR
370	0	NR	500	216	NR	630	510	NR	760	11	NR	890	0	NR
375	0	NR	505	291	NR	635	456	NR	765	9	NR	895	0	NR
380	0	NR	510	366	NR	640	407	NR	770	8	NR	900	0	NR
385	0	NR	515	436	NR	645	359	NR	775	7	NR	905	0	NR
390	0	NR	520	492	NR	650	316	NR	780	6	NR	910	0	NR
395	2	NR	525	536	NR	655	277	NR	785	5	NR	915	0	NR
400	4	NR	530	567	NR	660	240	NR	790	4	NR	920	0	NR
405	7	NR	535	596	NR	665	208	NR	795	4	NR	925	0	NR
410	12	NR	540	619	NR	670	179	NR	800	3	NR	930	0	NR
415	25	NR	545	644	NR	675	154	NR	805	3	NR	935	0	NR
420	51	NR	550	671	NR	680	133	NR	810	3	NR	940	0	NR
425	100	NR	555	701	NR	685	114	NR	815	2	NR	945	0	NR
430	180	NR	560	735	NR	690	98	NR	820	2	NR	950	0	NR
435	315	NR	565	768	NR	695	83	NR	825	2	NR	955	0	NR
440	514	NR	570	798	NR	700	71	NR	830	1	NR	960	0	NR
445	828	NR	575	825	NR	705	61	NR	835	1	NR	965	0	NR
450	992	NR	580	843	NR	710	52	NR	840	1	NR	970	0	NR
455	652	NR	585	848	NR	715	44	NR	845	1	NR	975	0	NR
460	382	NR	590	844	NR	720	38	NR	850	1	NR	980	0	NR
465	282	NR	595	826	NR	725	32	NR	855	1	NR	985	0	NR
470	180	NR	600	800	NR	730	28	NR	860	1	NR	990	0	NR
475	119	NR	605	762	NR	735	24	NR	865	1	NR	995	0	NR
480	101	NR	610	719	NR	740	20	NR	870	1	NR	1000	0	NR
485	98	NR	615	669	NR	745	17	NR	875	0	NR			

Summary

$R_f = 73.2$
 $R_g = 93.9$
 $CIE R_a = 71.0$
 $R_g = -38.4$



Color Vector Graphics



Individual Sample Fidelity Index ($R_{f,i}$)

CES01 = 85	CES26 = 61	CES51 = 88	CES76 = 50
CES02 = 61	CES27 = 88	CES52 = 87	CES77 = 69
CES03 = 30	CES28 = 81	CES53 = 77	CES78 = 53
CES04 = 70	CES29 = 65	CES54 = 84	CES79 = 81
CES05 = 47	CES30 = 81	CES55 = 83	CES80 = 78
CES06 = 50	CES31 = 69	CES56 = 73	CES81 = 77
CES07 = 40	CES32 = 60	CES57 = 72	CES82 = 91
CES08 = 39	CES33 = 76	CES58 = 73	CES83 = 89
CES09 = 29	CES34 = 70	CES59 = 85	CES84 = 86
CES10 = 74	CES35 = 83	CES60 = 89	CES85 = 77
CES11 = 57	CES36 = 91	CES61 = 81	CES86 = 71
CES12 = 63	CES37 = 79	CES62 = 85	CES87 = 76
CES13 = 42	CES38 = 92	CES63 = 72	CES88 = 80
CES14 = 74	CES39 = 96	CES64 = 64	CES89 = 70
CES15 = 71	CES40 = 91	CES65 = 61	CES90 = 79
CES16 = 46	CES41 = 93	CES66 = 57	CES91 = 74
CES17 = 49	CES42 = 80	CES67 = 54	CES92 = 57
CES18 = 56	CES43 = 76	CES68 = 63	CES93 = 74
CES19 = 72	CES44 = 99	CES69 = 73	CES94 = 51
CES20 = 65	CES45 = 85	CES70 = 55	CES95 = 65
CES21 = 86	CES46 = 82	CES71 = 48	CES96 = 76
CES22 = 78	CES47 = 86	CES72 = 83	CES97 = 84
CES23 = 92	CES48 = 77	CES73 = 45	CES98 = 75
CES24 = 91	CES49 = 80	CES74 = 93	CES99 = 62
CES25 = 72	CES50 = 88	CES75 = 51	



Color Rendition by Hue-Angle Bin



Measure Comparisons



(END OF REPORT)